


 Priority



## Priority Web

Priority's web interface provides access to your ERP system over the internet using a username and password. With a dedicated link, you can easily access the Priority system from any browser on any PC or Laptop (Windows/Mac/other). This eliminates the need to address malfunctions at end stations, such as incorrect permissions or mappings.



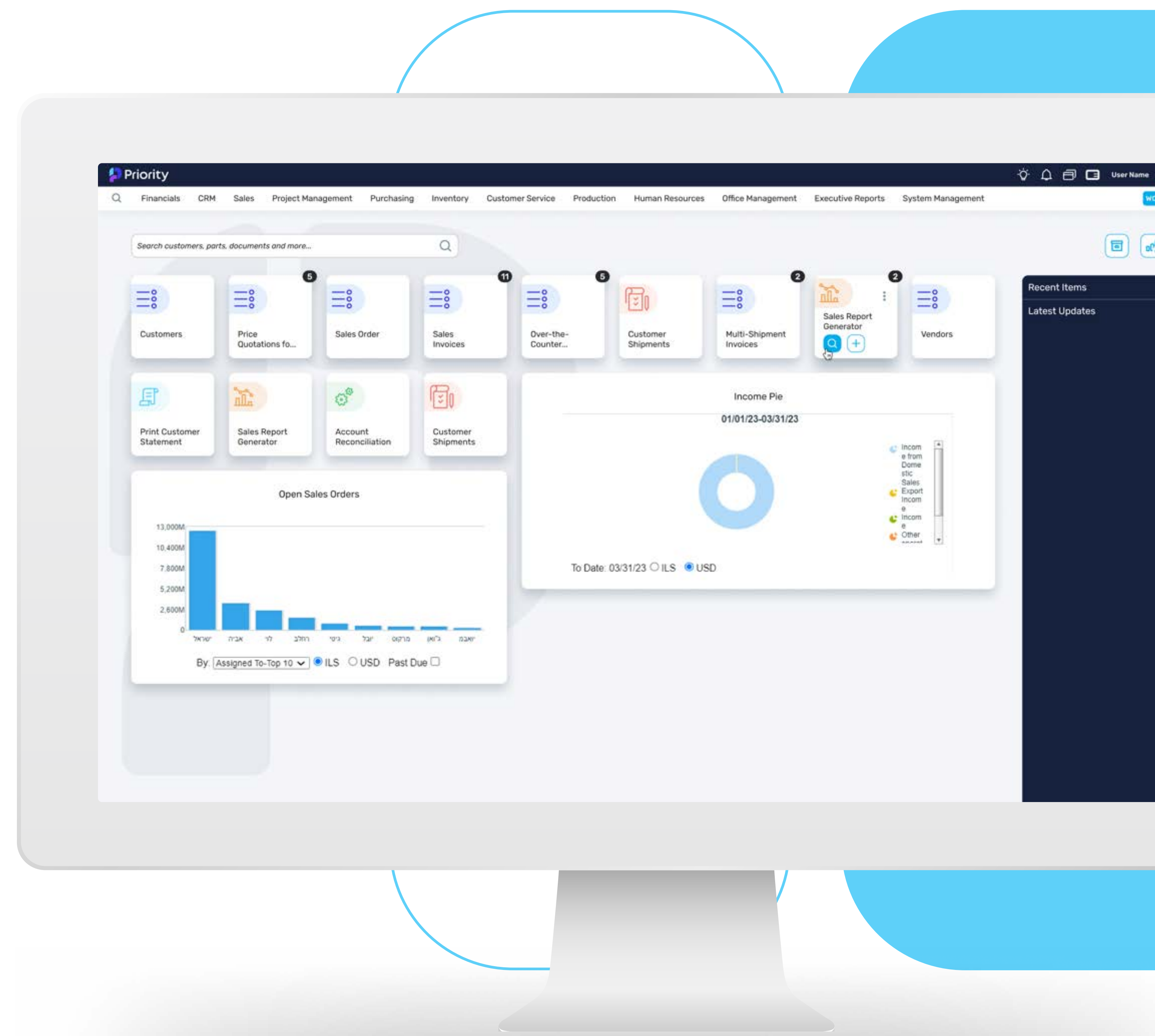


# What's new?

## User Interface

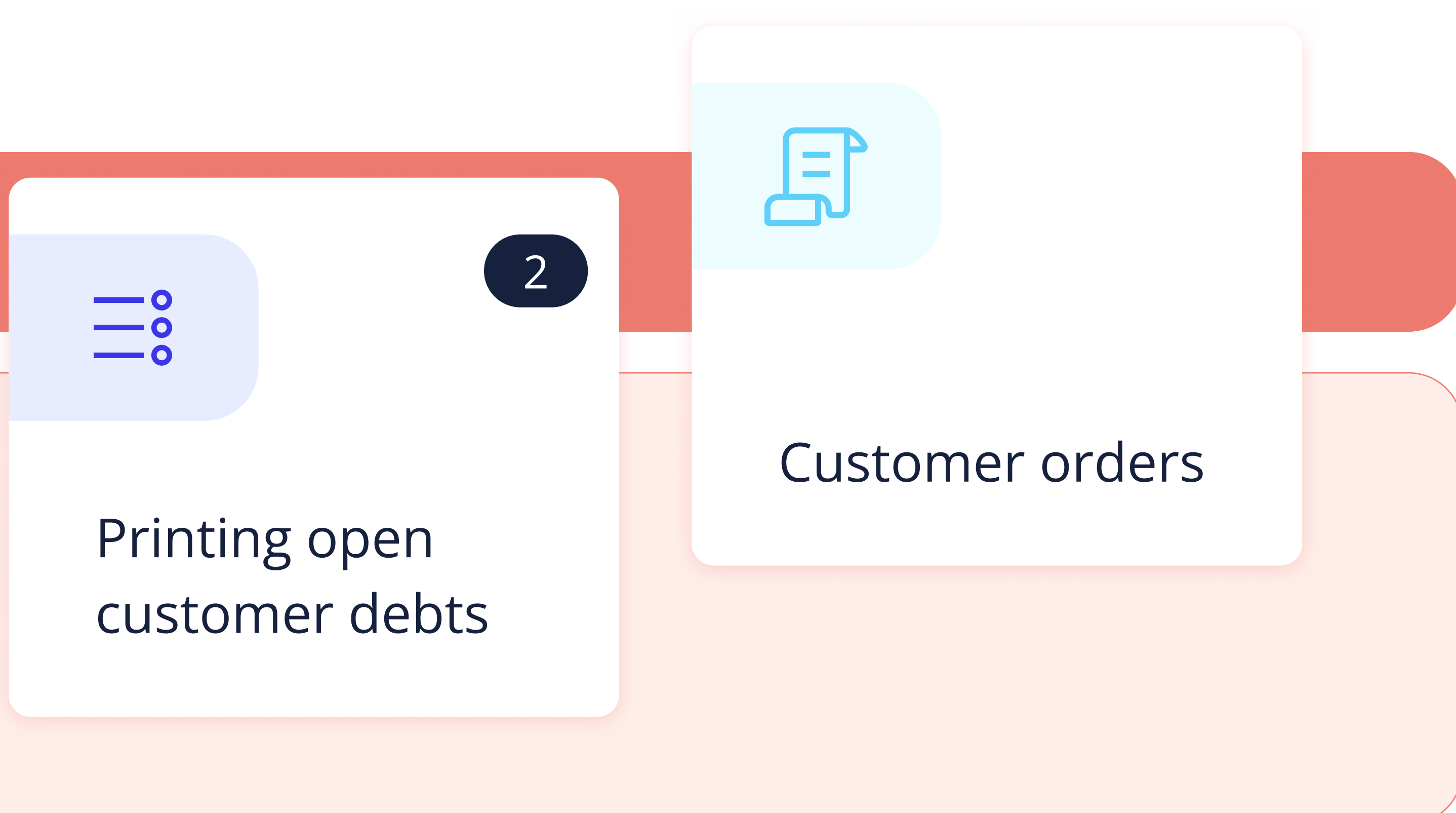
Working with the web interface, all users enjoy a comfortable and user-friendly user experience, including a rich, intuitive, and personally tailored user interface.

- ▶ **Sleek, Modern Design** – our interface sports an updated, contemporary look
- ▶ **Intuitive Navigation** – experience a user-friendly interface, reminiscent of familiar websites
- ▶ **Easy Navigation** – designed for simple learning for new users
- ▶ **Enhanced Mouse Interaction** – enjoy seamless operation with full mouse functionality, including right-click and specialized icons (no need to remember keyboard shortcuts, though these shortcuts are functional)
- ▶ **Customizable Experience** – personalize your screens and workspace quickly and effortlessly



## Homepage

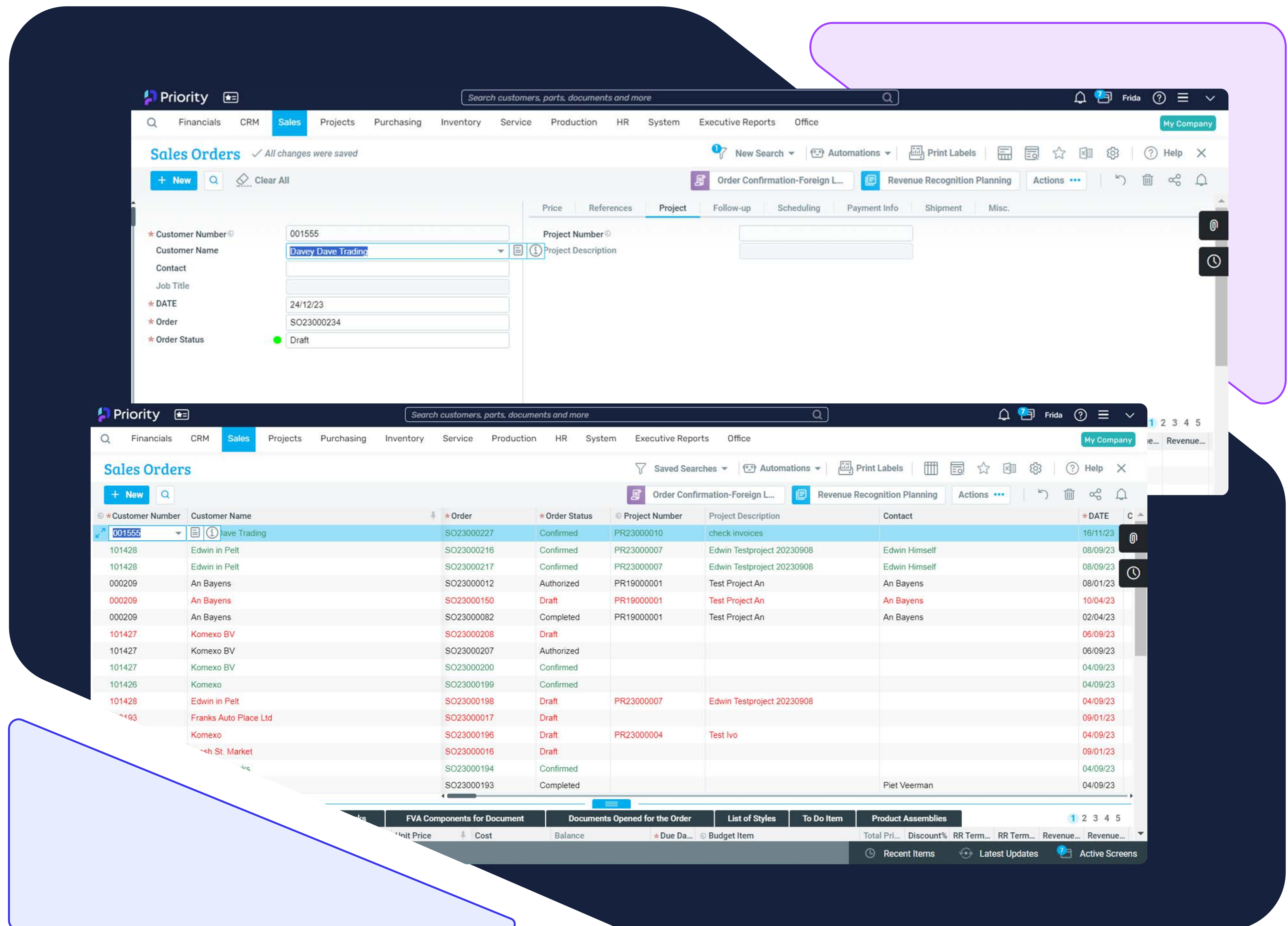
- ▶ **Modular and Personalized** – the homepage is modular and automatically customized to each user's needs and activities through an AI mechanism. Users also have the option to personalize settings themselves
- ▶ **Visual Data and Analytics** – accessible visual information and graphs
- ▶ **Automated Alerts** – automatic notifications about pending issues that require user attention



The vast majority of actions can be performed without the need for specialized add-ons and without a local installation of Priority.



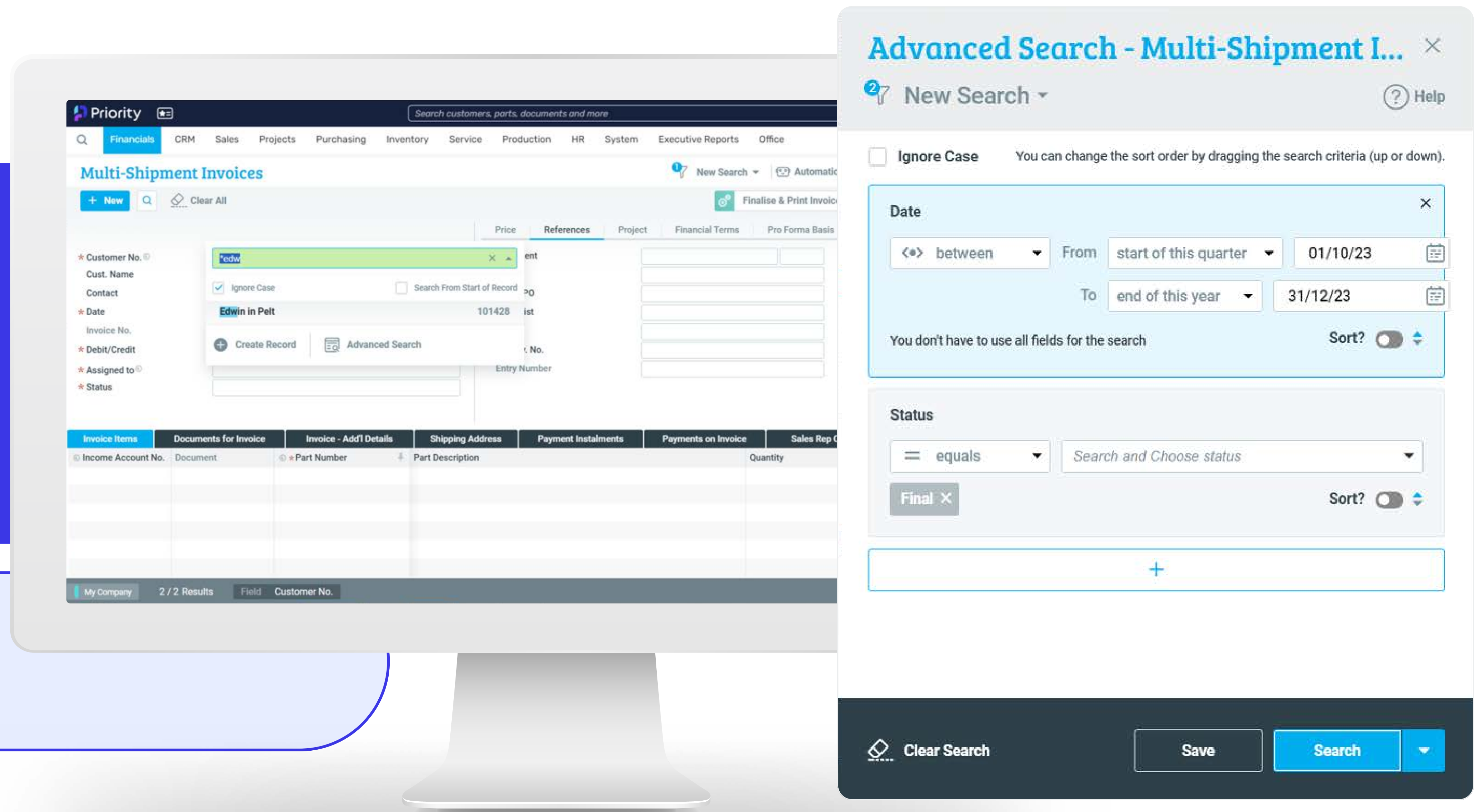
## Navigation in Screens and Dedicated Icons



- ▶ **'New' Button:** Open a document in a pop-up window from the list view, making it clear which document you're working on at any given moment. Close the pop-up when finished and return to the list.
- ▶ **Personalization:** AI-based automatic design recommendations for efficient and optimal work.
- ▶ **Automation:** Expand existing automation capabilities with macro automations in the Web interface. Macro automations can be set up across different screens.
- ▶ **Screen Action Menu:** The most relevant actions for a process are displayed as buttons on the screen for quick access. Alongside them, a menu contains additional useful actions.
- ▶ **Dedicated Icons** for common actions such as changing views, switching to search mode, sending a record, adding to favorites, and activating advanced search.
- ▶ **Label Printing:** A dedicated button for printing labels.
- ▶ **Splitter:** Adjust the size of the parent/child screen to allow for an expanded view of the information of interest.
- ▶ **Menu Bar:** Available for use on any screen on which the users are working.
- ▶ **Quick Access to Screen History** through dedicated buttons at the bottom of the screen.
- ▶ **Bottom Toolbar:** Displays additional details and direct access to recently updated documents and active screens.

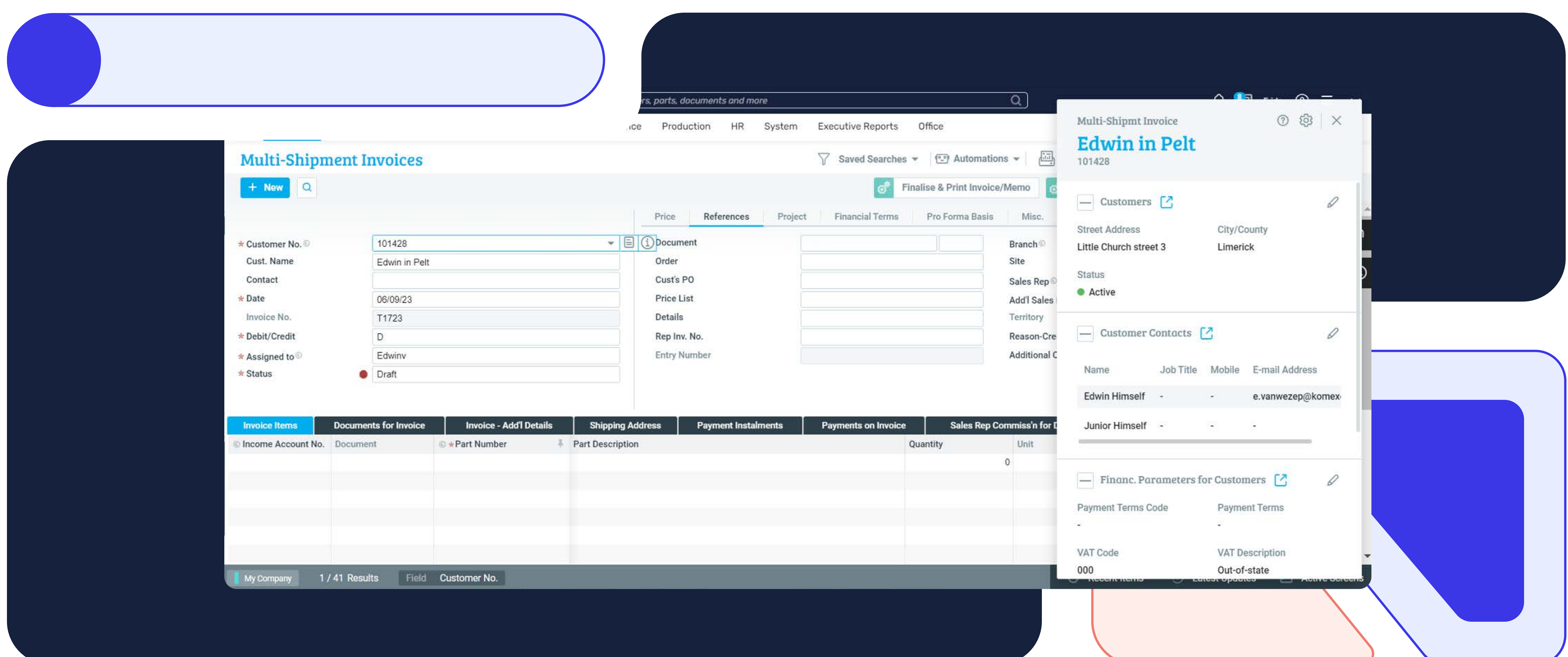


## New Search Options



- ▶ **Free Search:** The ability to perform organizational searches across the entire system - documents, text screens, and attachments
- ▶ **Filters:** Search and filter information in columns using filters
- ▶ **Advanced Search:** Set up saved searches using advanced capabilities such as multiple selections and more

- ▶ **Additional Details Window:** Provides quick access to important data from various customizable screens
- ▶ **Quick and Intuitive Search in Lists:** As you type in a field, relevant results appear in the list
- ▶ **Quick Actions:** A new, convenient, and intuitive way to add or edit attachments to a document and to review the log of changes and statuses

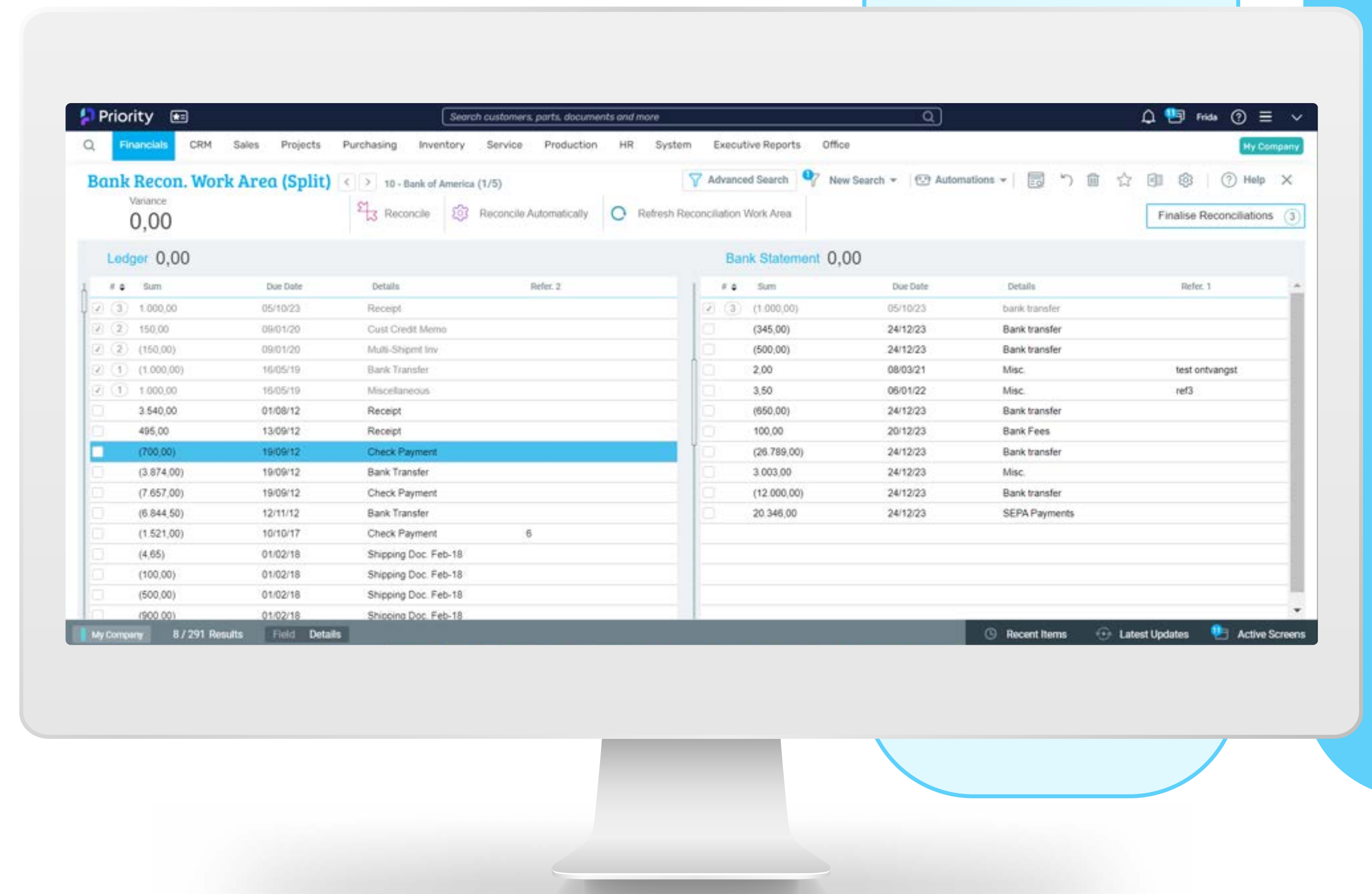




# Additional Functionality

## Innovative and user-friendly interface for bank and credit card reconciliations

- ▶ **Convenient Display:** Shows all pending transactions side by side for easy matching
- ▶ **Clear Summary:** Displays the total amount for reconciliation and the difference amount
- ▶ **Automated Reconciliations:** Enables direct, automatic reconciliations from the screen

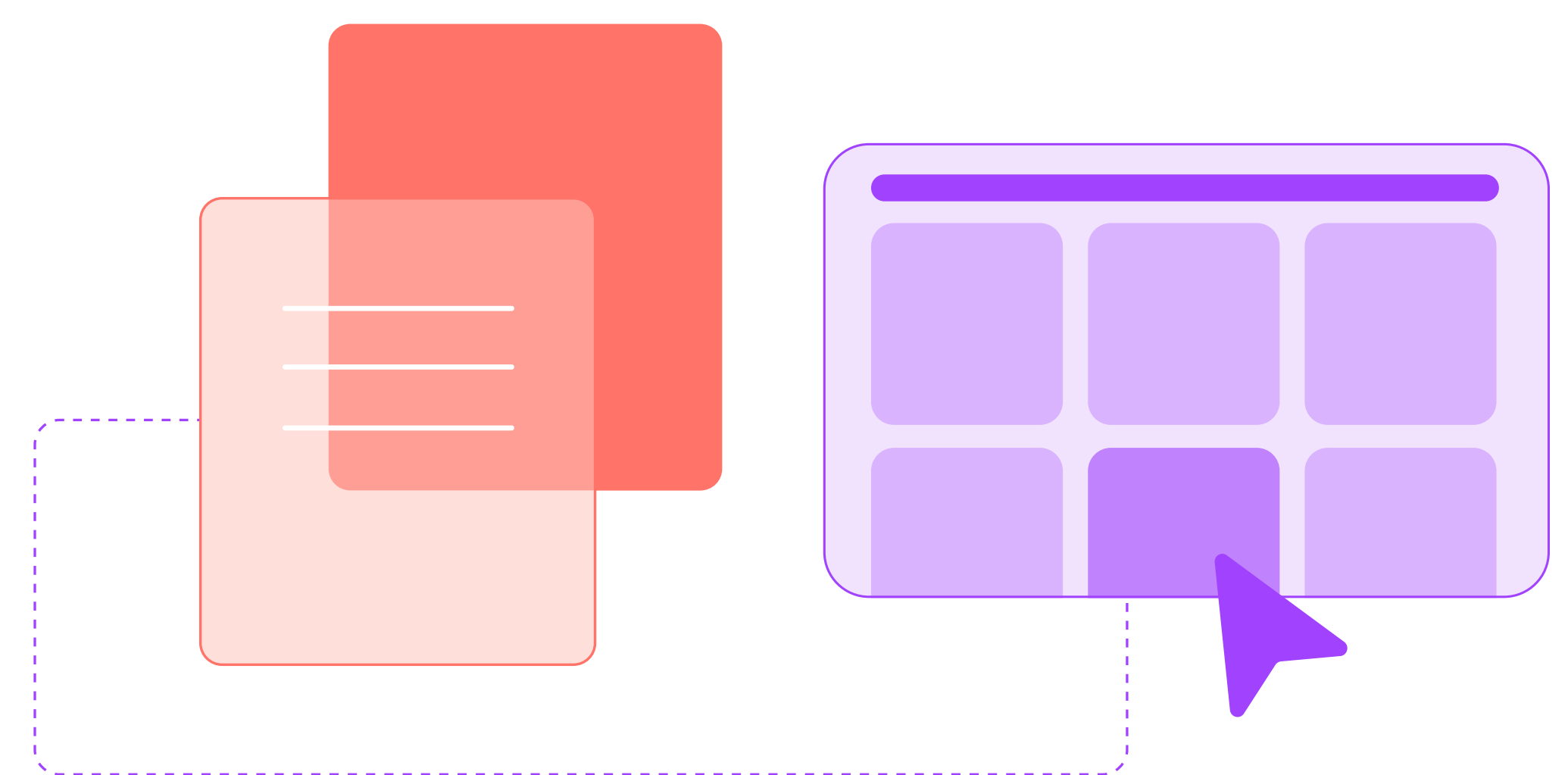


## Use Priority Talk for internal communication

- ▶ Chat experience similar to other content platforms
- ▶ Option to add followers to a document
- ▶ Receive notifications about status changes or updates in the document
- ▶ Respond to colleagues in the chat and automatically update the response in the document
- ▶ Quick access to the document from the chat

## Business Rules and BPM

- ▶ It is now possible to define more than three conditions in a business rule, allowing for the creation of complex rules with multiple conditions, including OR/AND



## Specific Web Functionality

In addition to the benefits of the user interface, we have developed a number of modules available exclusively to users of the web interface:

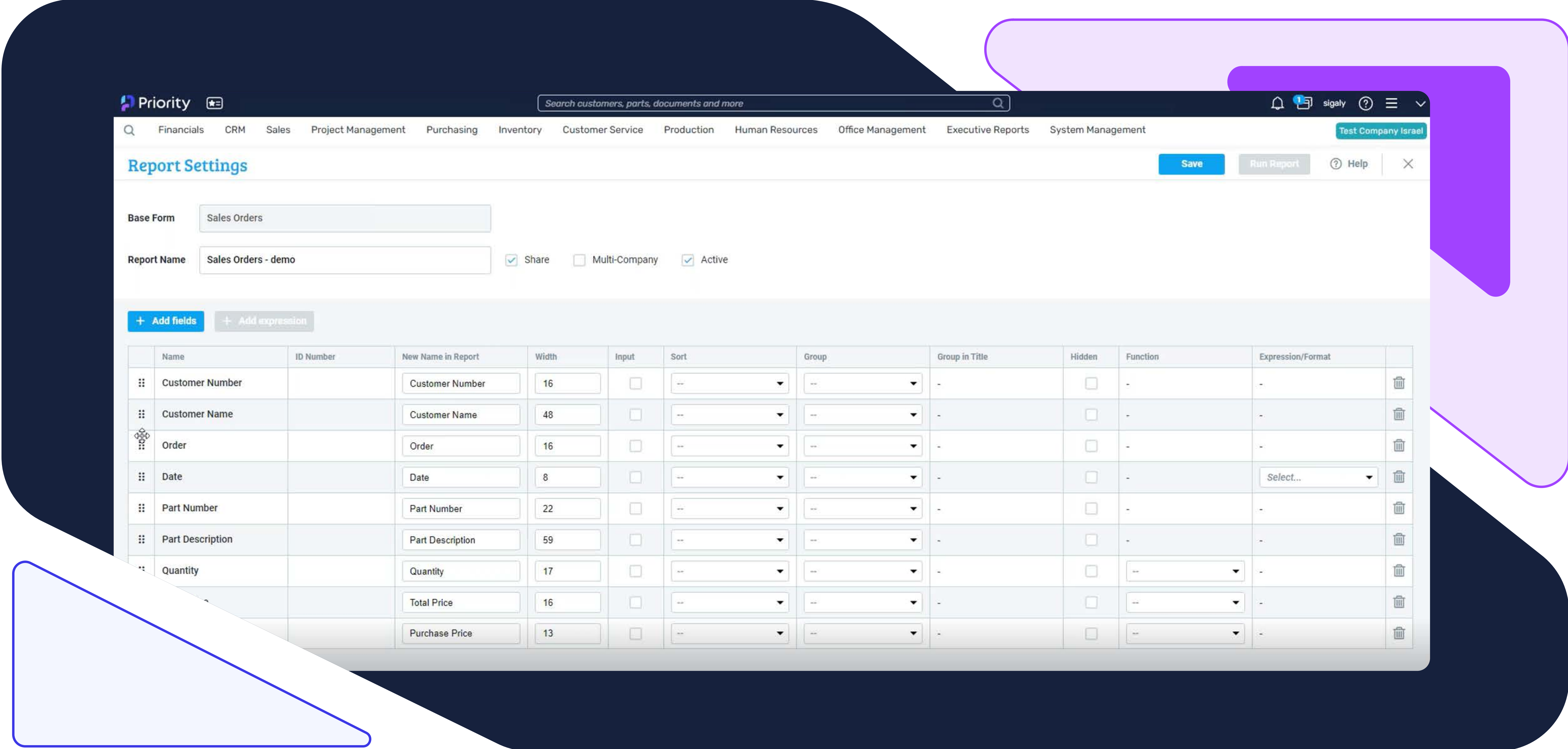
- ▶ **Priority Payments** - an advanced payment portal that allows sending invoices to customers and making payments through digital means (Apple Pay, and more)
- ▶ **Digital Banking** - a direct connection between the bank and Priority for making payments and receiving invoice details
- ▶ **Click2Sign** - options for digital signatures from customers and suppliers on documents





## Priority Analytics

An advanced tool for creating customized reports, which allows for the integration and display of data from various modules and content realms within the system



## Priority Web

[www.priority-software.com](http://www.priority-software.com) | [priority@priority-software.com](mailto:priority@priority-software.com)

